



Texas Lyceum Day 2 Executive Summary

Executive Summary of Texans on the 2020 Democratic Primary, the Economy, Statewide Leaders, and the Most Important Problems Facing the U.S. and Texas

Former vice president Joe Biden remains in a strong position in the Democratic presidential nomination contest, receiving plurality support among potential Democratic primary voters (24%), with that support coming in equal share from numerous Democratic sub-groups and constituencies. Behind Biden is former Texas Representative Beto O'Rourke at 18%, followed by Elizabeth Warren (15%), and Bernie Sanders (13%).

Between the president, the governor, and the lieutenant governor, Governor Abbott receives the highest marks from Texans, with 67% of expressing approval of his job performance, compared with 60% for Lieutenant Governor Patrick, and 48% for President Trump.

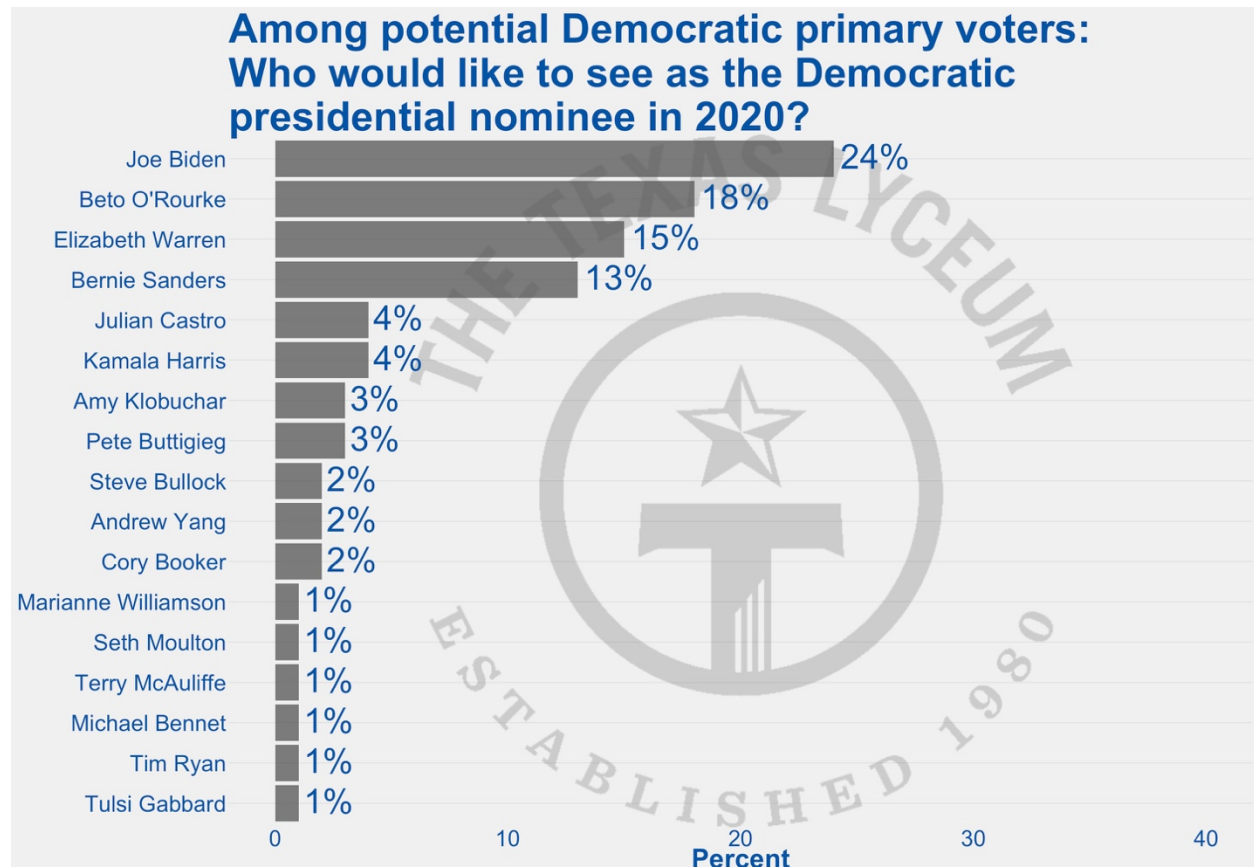
A majority of Texans think that the country is on the wrong track (58%) while increasing shares see the national economy as worse off when compared to previous Lyceum polling. Texans remain bullish on their state's economy, with a plurality (45%) saying that Texas' economy is better than the nation's. But when asked to evaluate themselves, increasing shares of Texans see their personal economic situation's as *both* improving *and* getting worse compared to a year ago – with a declining share saying that their situation remains unchanged.

As in prior years, pluralities of Texans see immigration as the most important issue facing both Texas and the country as a whole. Fielded in the wake of the recent mass shooting in El Paso, Texas, the survey also found a notable increase in the share of Texans who said that gun control or gun violence was the most important issue facing Texas and the country, the first time guns registered significantly as a most important issue in recent polling.

2020 Democratic Primary Race

The Texas Lyceum Poll asked respondents who indicated that they are registered to vote *and* intend to vote in the 2020 Democratic presidential primary ($n=358$, *MOE is +/- 5.18 percentage points*) who they would vote for if the election were held today.

Former vice president Joe Biden continues to lead the pack, selected by 24% of potential Democratic primary voters. Biden was followed by former Texas representative and 2018 Senate candidate Beto O'Rourke (18%), Massachusetts Senator Elizabeth Warren (15%), Vermont Senator Bernie Sanders (13%), and tied in fifth place, California Senator Kamala Harris (4%), and former San Antonio mayor and Housing and Urban Development Secretary Julian Castro (4%).

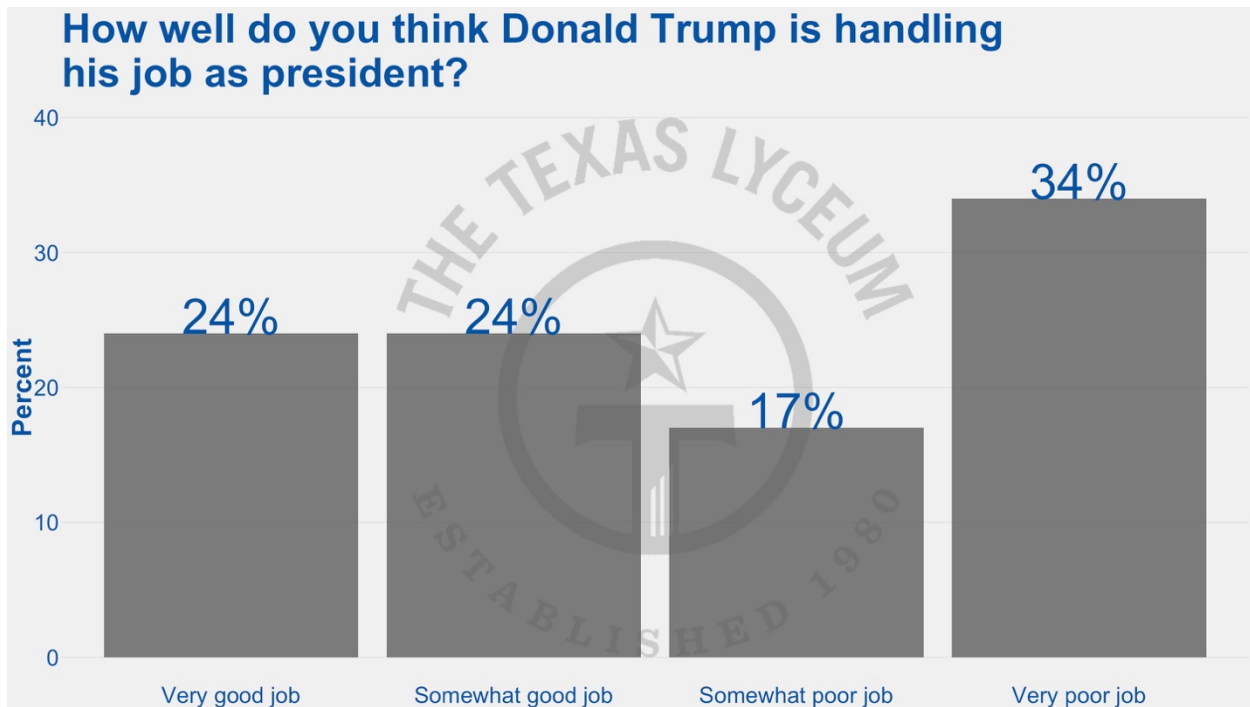


Biden's support was wide-spread, the choice of a plurality of white (27%), African American (33%), 45 to 64 year old (37%), 65 and older (43%), and male (28%) primary voters. Biden is strongest among older Democrats, the selection of 43% of those over the age of 65, compared with only 8% of those under the age of 30.

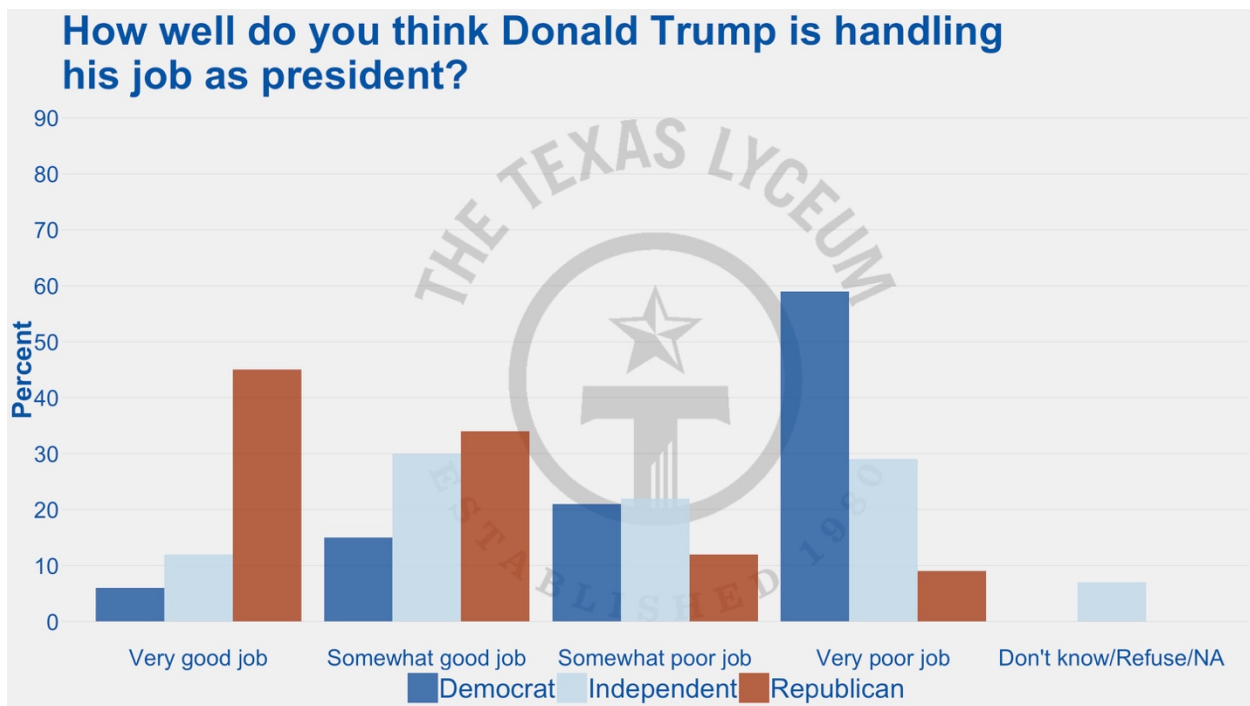
Among groups whom Biden is not the plurality choice, Beto O'Rourke appeared strongest in Texas, the choice of 23% of Hispanics, 21% of those between the ages of 18 and 29, 23% of those between the ages of 30 to 44, and 23% of moderates.

Evaluations of the President and Statewide Leadership

Overall, 48% of Texas adults feel the president is doing a good job, while 51% feel that the he is doing a poor one.



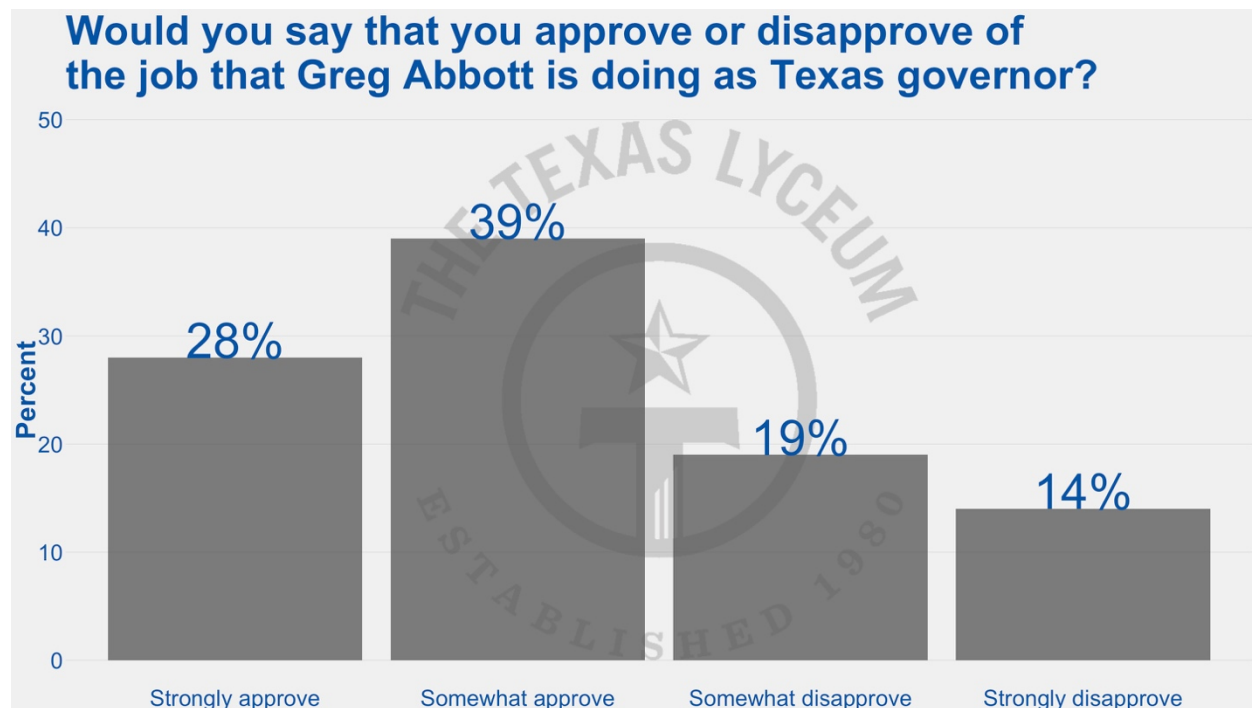
A large majority of Republicans approve of the president’s job performance, with 45% saying that he’s doing a ‘very good job’ and 34% saying that he’s doing a ‘somewhat good job’. Among Democrats, a majority (59%) say that he’s doing a ‘very poor job’ as president, while an additional 21% say that he is doing a ‘somewhat poor job.’



Governor Abbott is given positive reviews by 67% of Texas adults, with only 33% disapproving of the job that he’s doing as governor. While large shares of Republicans

approve of the governor’s job performance (45% strongly approving and 41% somewhat approving), Democratic adults also give the Republican governor reasonably high job ratings. Overall, 48% of Democrats approve of the job that Abbott is doing as governor, while 51% disapprove.

And while Anglo Texans give Abbott the highest overall job approval rating (72%), African Americans and Hispanics also largely approve of the governor, with 57% and 65%, respectively, expressing approval.

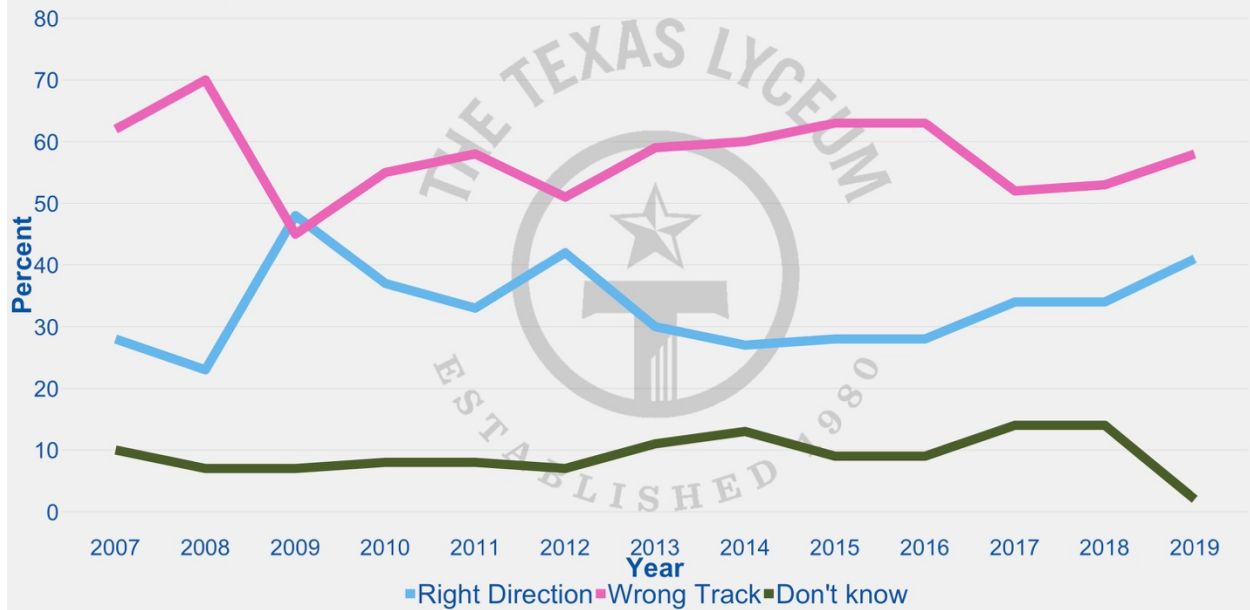


Lieutenant Governor Patrick received the job approval of 60% of Texas adults, with 35% disapproving and 5% unable to express an opinion. Among Republicans, 80% expressed approval, while among Democrats, 42% approve of the Lieutenant Governor’s job performance along with 54% who disapprove.

Mood of the State

Overall, 41% of Texans say that the country is moving in the right direction, compared to 58% of Texans who say that we’re off on the wrong track. Compared to African American and Hispanic Texans, Anglo Texans were most divided in their opinion, with 48% saying the country is moving in the right direction and 51% saying it is on the wrong track. Among Hispanics, 59% said the country is on the wrong track, and among African Americans, 77% said the country is on the wrong track. Democrats are far more likely than Republicans to say the country is on the wrong track, 80% to 35%, respectively, with 64% of Republicans saying that the country is moving in the right direction.

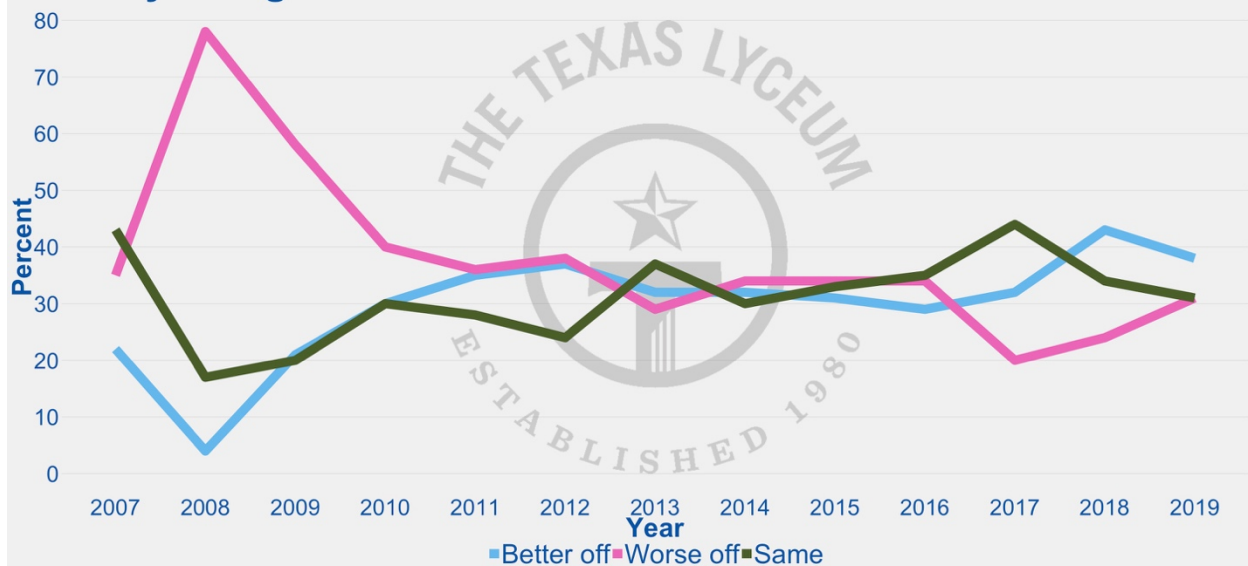
Thinking about the country, do you things are moving in the right direction or are we off on the wrong track?



Most notably, the share offering an opinion increased significantly from previous years' surveys, with greater shares of Texans saying both that the country is moving in the right direction *and* saying that it is off on the wrong track.

When it comes to evaluating the national economy, 38% of Texas adults say that the economy of the country is better off compared to a year ago, 31% say it is worse off, and 31% say that it is about the same. These results represent a decline in evaluations from the previous year's survey. In 2018, 43% said that the national economy was better off, 5-points more than those saying the same in 2019. Similarly, the share of Texans saying that the national economy is worse off increased by 7-points, from 24% to 31%.

Thinking about the national economy, do you think the country is better off, worse off, or about the same compared to a year ago?



Attitudes towards the economy are also heavily dependent on race, age and partisanship. While 45% of white Texans say that the economy is better off compared with a year ago, the same is true of 36% of Hispanics, and only 11% of African American Texans.

Positive views of the national economy increase with age, with only 31% of Texans between the ages of 18 and 29 saying the economy is better than one year ago, compared with 32% of those aged 30 to 44, 41% of those age 45 to 64, and 49% of those over the age of 65.

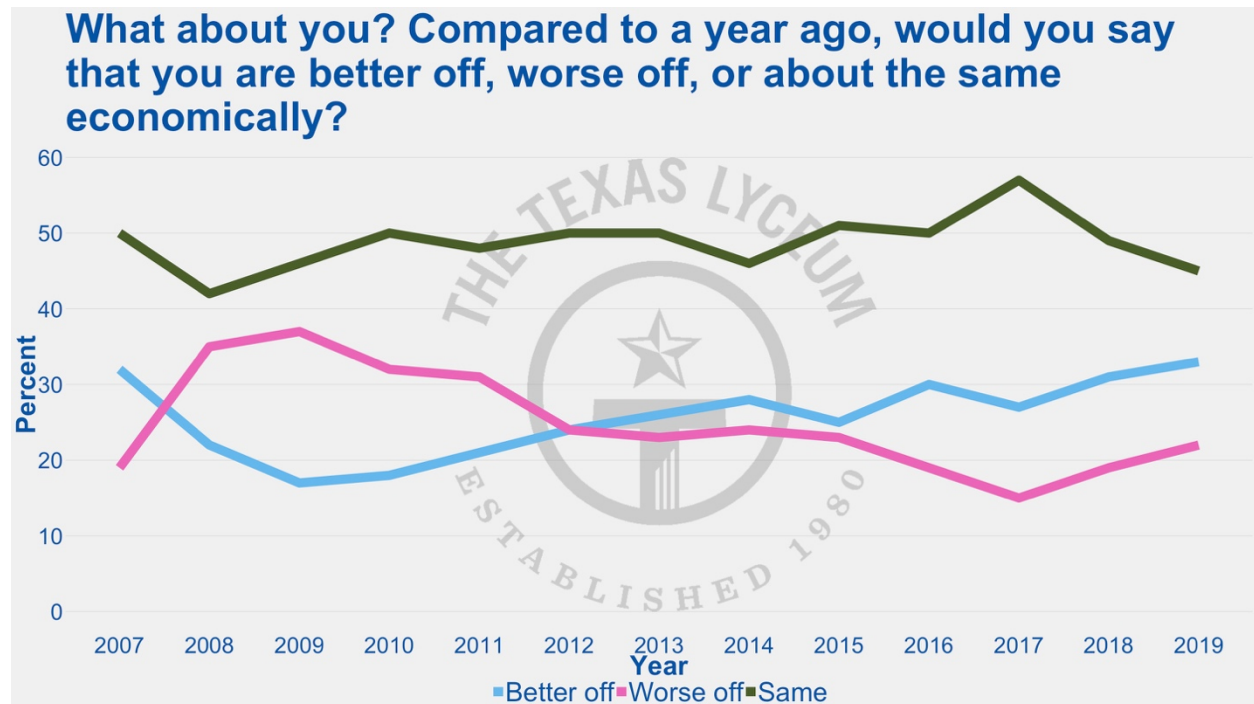
And while 60% of Republicans say that the economy is better off compared to a year ago, the same can only be said of 17% of Democrats, among whom a plurality, 47%, say that the economy is worse off.

Texans were more positive in their evaluations of their own state's economy, with 45% saying that the economy in Texas is better than the rest of the country, 40% saying it is about the same, and only 15% saying that it is worse off. However, this result represents a significant decline from recent Lyceum Polling, in which 63% of Texans said the state's economy was better off 2018, while 59% said the same in 2017.

Again, more Anglos said that Texas' economy was better off (51%) than did Hispanic (43%) or African American (23%) Texans. And while 58% of those over the age of 65 rate Texas' economy better than the rest of the country, the same can only be said of 28% of Texans under the age of 30.

Asked about the economic situation of their own family, 33% of Texas adults said that they are better off compared to a year ago, 22% said that they are worse off, and a plurality, 45%, said that their economic situation remains unchanged. These results remain largely identical to recent polling, though continue a trend in declining shares of Texans who say

that their economic situation remains unchanged, compared to increasing shares who both say that they are better *and* worse off.

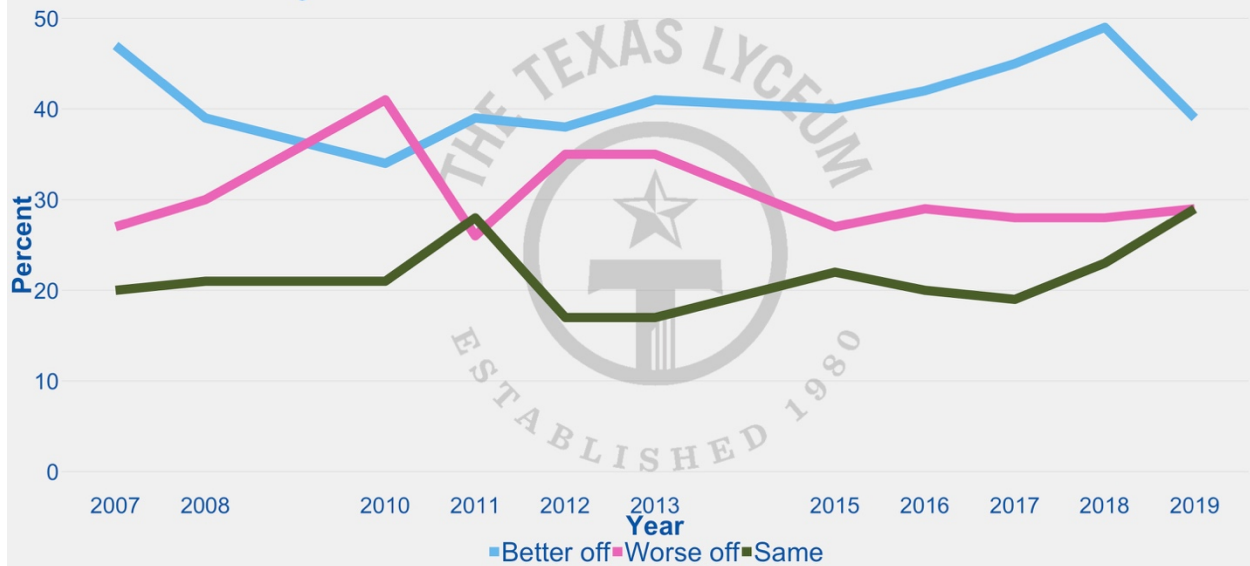


There are few notable demographic differences in evaluations of people’s personal finances, but like nearly everything, partisanship does exert an influence. While 44% of Republicans say that their economic situations have improved since last year, the same can be said of only 22% of Democrats.

Finally, when asked to assess whether their children will be economically better off, worse off, or about the same as they are, a plurality of Texans (39%) said that their children will be better off, while 29% said that they would be worse off or about the same, respectively.

However, this result represents a 10-point drop in the share of Texans who think that their children will be better off compared to 2018 results, and represents the lowest recorded figure saying that their children will be better off since 2011.

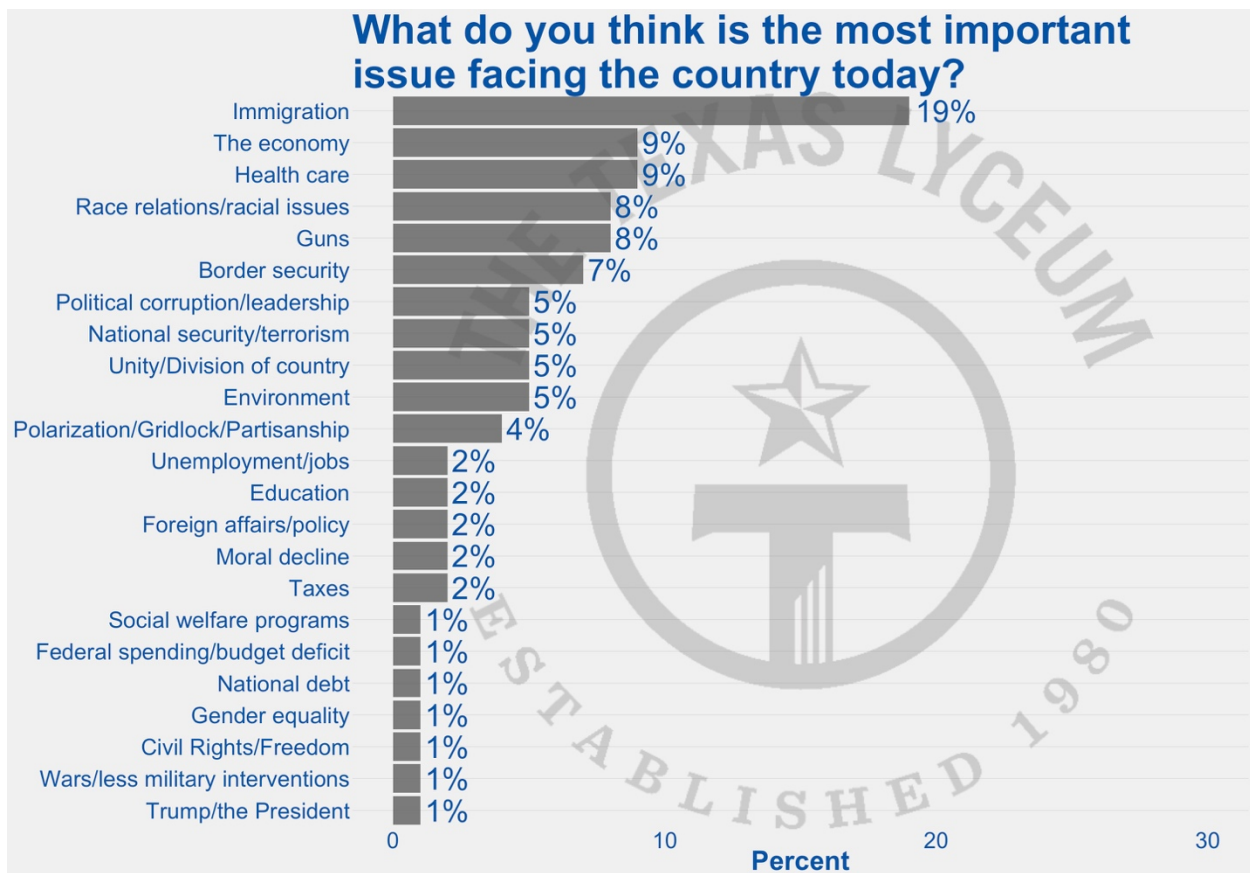
Looking ahead to the future, do you think your children will be better off than you are, worse off, or about the same economically?



There were few notable demographic differences in the share of Texans who feel positively (or negatively) about their children’s futures, but again, partisan differences emerge, with 48% of Republicans positive about their children’s future compared to only 31% of Democrats.

Most Important Problems

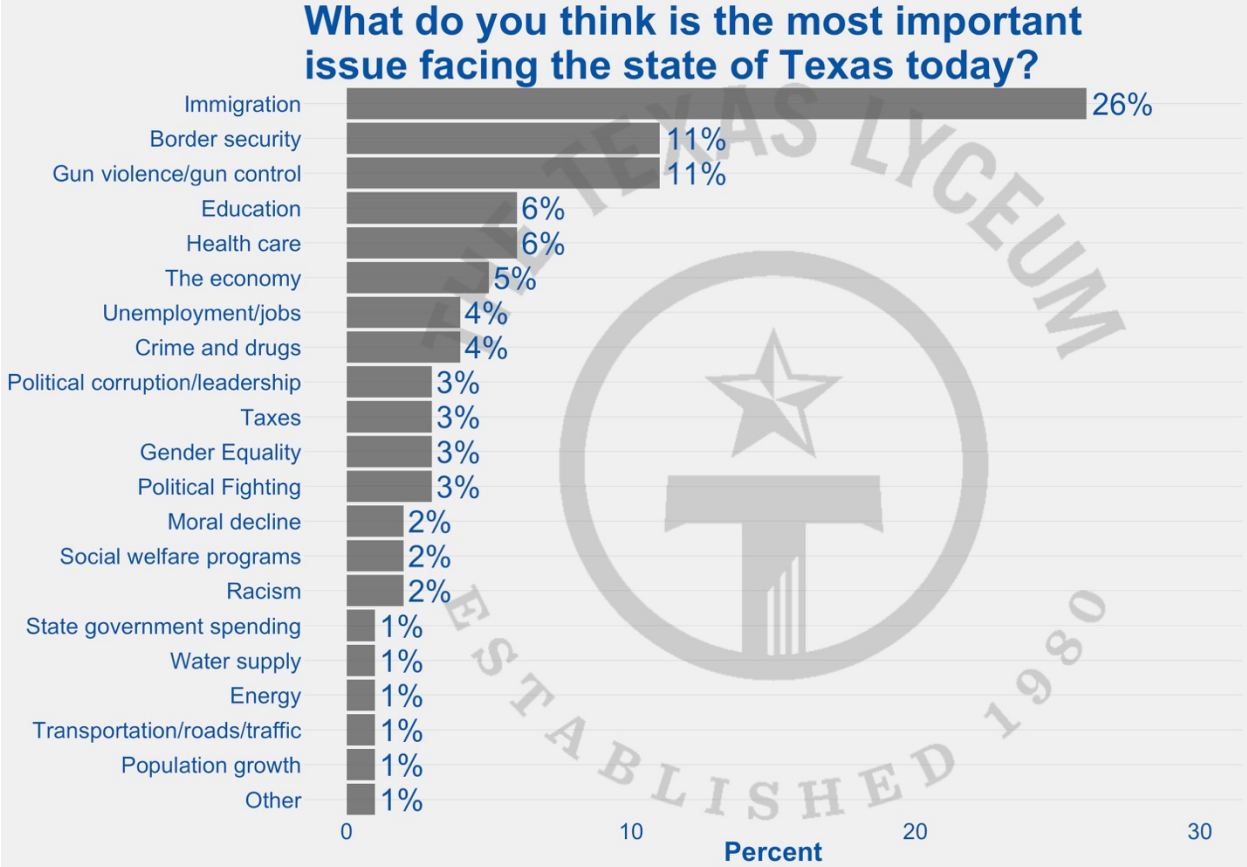
A plurality of Texans (19%) say that immigration is the most important problem facing the country, with another 7 percent saying border security. The second most important problem among Texans was the economy and healthcare, selected by 9% of respondents each. Tied for third were race relations and guns at 8 percent each.



Immigration was the number one issue for most groups in Texas, but with some sharp differences in the magnitude offering it as the country’s most important problem. While 37 percent of Republicans said that immigration (26 percent) or border security (11 percent) are the number one issues facing the country, that was only true of 15 percent of Democrats, among whom 13 percent said immigration and 2 percent said border security. Among Democrats, health care was tied with immigration as the most important issue facing the country, offered by 13 percent of Democrats.

Immigration and border security continue to climb the list of most important issues for Texans over the last few years, with only 14% mentioning immigration or border security in 2017 Lyceum polling, 19% in 2018, and now 26% in 2019.

When asked to offer which issue is the most important one facing the state of Texas today, a plurality again mentioned immigration (26 percent), followed by border security (11 percent) and gun violence/gun control (11 percent). Education and health care rounded out the top-five issues, said by 6 percent of Texans each.



Again, immigration was the plurality response for most subgroups. Among Texans under 30, gun violence/gun control slightly edged out immigration, 18 percent to 17 percent

Methodology

From August 16-25, 2019, The Texas Lyceum conducted a 1000 person telephone survey of adult citizens from the state of Texas. The survey utilized a stratified probability sample design, with respondents being randomly selected at the level of the household and questioned by live interviewers. The survey also employed a randomized cell phone supplement, with 60 percent of completed interviews being conducted among cell phone only or cell phone dominant households. A Spanish-language instrument was developed and bilingual interviewers offered respondents a chance to participate in English or Spanish. On average, respondents completed the interview in 17 minutes. To insure an appropriate sub-sample of unregistered citizens, a supplement of 200 interviews among Texas adults confirmed as unregistered was completed online. This yields a total statewide sample of 1,200 adults, 996 of whom are registered voters according to self-reports. The final data set is weighted by race/ethnicity, age and gender to achieve representativeness as defined by the Texas Department State Health Services 2019 population projections. The overall margin of error for the poll is +/- 2.83 percentage points for the full sample, with a larger margin of error for sub-samples.

The Texas Lyceum

The Texas Lyceum has committed to annual probability samples of the state of Texas to bolster its understanding of public opinion on crucial policy issues. The professional rationale for the Texas Lyceum Poll is straightforward: a non-partisan, high quality, scientific survey designed to provide (1) specific data points on issues of interest, and (2) a time series of key demographics, attitudes, and opinions. Towards this end, the trademark of the Texas Lyceum Poll is transparency. Top-line and detailed cross-tabular results of each poll will be made available on the Texas Lyceum website at www.texaslyceum.org.

The Texas Lyceum, now 40 years strong, is a non-profit, non-partisan statewide leadership organization focused on identifying the next generation of Texas leaders. The Texas Lyceum consists of 96 men and women from throughout the state. Directors begin their service while under the age of 46 and have demonstrated leadership in their community and profession, together with a deep commitment to Texas.

The Texas Lyceum acts as a catalyst to bring together diverse opinions and expertise to focus on national and state issues, and seeks to emphasize constructive private sector, public sector, and individual responses to the issues. To accomplish these purposes, the Lyceum conducts periodic public forums, commissions The Texas Lyceum Poll, and convenes programs for the Directors to explore and discuss key economic and social issues of the state and nation.

TEXAS LYCEUM POLL

2019 Texas Statewide Survey

N=1,200 ADULTS

MOE=+/-2.83 PERCENTAGE POINTS (UNLESS OTHERWISE NOTED)

CELL PHONE SUPPLEMENT (n=600)

ONLINE SUPPLEMENT (n=200)

BILINGUAL INSTRUMENT/INTERVIEWERS

FIELDDED AUGUST 16-25, 2019

Results may not sum to 100% due to rounding

Q3. Thinking about the country, do you think things are moving in the right direction or are we off on the wrong track?

- | | |
|----------------------------|-----|
| 1. Right direction. | 41% |
| 2. Off on the wrong track. | 58 |
| 3. DON'T KNOW/REFUSED/NA. | 2 |

Q4. What do you think is the most important issue facing the country today? [**OPEN-ENDED**]

- | | |
|--|-----|
| 1. Immigration | 19% |
| 2. The economy | 9 |
| 3. Health care | 9 |
| 4. Race relations/racial issues/ethnicity | 8 |
| 5. Guns | 8 |
| 6. Border security | 7 |
| 7. Political corruption/leadership | 5 |
| 8. National security/terrorism | 5 |
| 9. Unity / Division of country | 5 |
| 10. Environment | 5 |
| 11. Polarization/Gridlock/Partisanship | 4 |
| 12. Unemployment/jobs | 2 |
| 13. Education | 2 |
| 14. Foreign affairs/policy | 2 |
| 15. Moral decline | 2 |
| 16. Taxes | 2 |
| 17. Social welfare programs | 1 |
| 18. Federal spending/budget deficit | 1 |
| 19. National debt | 1 |
| 20. Gender equality | 1 |
| 21. Civil Rights/Freedom | 1 |
| 22. Wars / less military intervention overseas | 1 |
| 23. Trump/ the President | 1 |

Q5. What do you think is the most important issue facing the state of Texas today? [OPEN-ENDED]

1. Immigration	26%
2. Border security	11
3. Gun violence/gun control	11
4. Education	6
5. Health care	6
6. The economy	5
7. Unemployment/jobs	4
8. Crime and drugs	4
9. Political corruption/leadership	3
10. Taxes	3
11. Gender equality	3
12. Political fighting	3
13. Moral decline	2
14. Social welfare programs	2
15. Water supply	2
16. Racism	2
17. State government spending (i.e. too much spending)	1
18. Energy	1
19. Transportation/roads/traffic	1
20. Population growth	1
21. Other	1
22. Don't know / No response	4

Q6. How well do you think Donald Trump is handling his job as president? Is he doing a very good job, somewhat good job, somewhat poor job, or very poor job?

1. Very good job.	24%
2. Somewhat good job.	24
3. Somewhat poor job.	17
4. Very poor job.	34
5. DON'T KNOW / REFUSED / NA	0

Q7. Would you say that you approve or disapprove of the job that Greg Abbott is doing as Texas governor? Would that be somewhat or strongly approve/disapprove?

1. Strongly approve	28%
2. Somewhat approve	39
3. Somewhat disapprove	19
4. Strongly disapprove	14
5. DON'T KNOW / REFUSED / NA	1

Q8. Would you say that you approve or disapprove of the job that Dan Patrick is doing as Texas's Lieutenant Governor? Would that be somewhat or strongly approve/disapprove?

1. Strongly approve	18%
2. Somewhat approve	42
3. Somewhat disapprove	20
4. Strongly disapprove	15
5. DON'T KNOW / REFUSED / NA	5

Q9. How interested are you in the 2020 presidential election? Are you:

[Item Q9 was only asked of those respondents who said that they were registered to vote in item Q1. For this item, n=974, MOE is +/- 3.14 percentage points]

1. Extremely interested	51%
2. Very interested	26
3. Somewhat interested	17
4. Not at all interested	5
5. Don't know [DON'T READ]	1

Q10. In the presidential primary election in Texas next year, are you more likely to vote in the Democratic or Republican primary election for president, or are you unlikely to participate in either?

[Item Q10 was only asked of those respondents who said that they were registered to vote in item Q1. For this item, n=974, MOE is +/- 3.14 percentage points]

1. Democratic primary	39%
2. Republican primary	39
3. Neither	11
4. Other/Don't know	11

Q11. I'm going to read a list of potential candidates for the 2020 Democratic nomination for president. Please tell me which one you would like to see as the Democratic presidential nominee. [RANDOMIZE LIST]

[Item Q11 was only asked of those respondents who said that they were registered to vote in item Q11, and said that they would vote in the Democratic primary in item Q10. For this item, n=358, MOE is +/- 5.18 percentage points]

1. Joe Biden	24%
2. Beto O'Rourke	18
3. Elizabeth Warren	15
4. Bernie Sanders	13
5. Kamala Harris	4
6. Julian Castro	4
7. Pete Buttigieg	3
8. Amy Klobuchar	3
9. Cory Booker	2
10. Andrew Yang	2
11. Steve Bullock	2
12. Tulsi Gabbard	1
13. Tim Ryan	1
14. Michael Bennet	1
15. Terry McAuliffe	1
16. Seth Moulton*	1
17. Marianne Williamson	1
18. John Delaney*	0
19. Kirsten Gillibrand^	0
20. Bill de Blasio	0
21. Jay Inslee*	0
22. Wayne Messam	0
23. Joe Sestak	0
24. Tom Steyer	0
25. (Other)	0
26. (None of the above)	2
27. (Don't know)	2

**This candidate dropped out of the Democratic primary during data collection.*

^This candidate dropped out of the Democratic primary after data collection.

SECTION II:
PERSONAL ECONOMIC PERCEPTIONS

Q12. Thinking about the national economy, do you think the country is better off, worse off, or about the same compared to a year ago?

- | | |
|---------------------------|-----|
| 1. Better off. | 38% |
| 2. Worse off. | 31 |
| 3. About the same. | 31 |
| 4. DON'T KNOW/REFUSED/NA. | 0 |

Q13. Do you think Texas's economy is better off, worse off, or about the same as the rest of the country?

- | | |
|------------------------------|-----|
| 1. Better off | 45% |
| 2. Worse off | 15 |
| 3. About the same | 40 |
| 4. DON'T KNOW / REFUSED / NA | 1 |

Q14. Now thinking about you and your family's economic situation, would you say that you are better off, worse off, or about the same economically compared to a year ago?

- | | |
|---------------------------|-----|
| 1. Better off. | 33% |
| 2. Worse off. | 22 |
| 3. About the same. | 45 |
| 4. DON'T KNOW/REFUSED/NA. | 0 |

Q15. Looking ahead to the future, do you think your children will be better off than you are, worse off, or about the same economically?

- | | |
|------------------------------|-----|
| 1. Better off | 39% |
| 2. Worse off | 29 |
| 3. About the same | 29 |
| 4. DON'T KNOW / REFUSED / NA | 3 |