



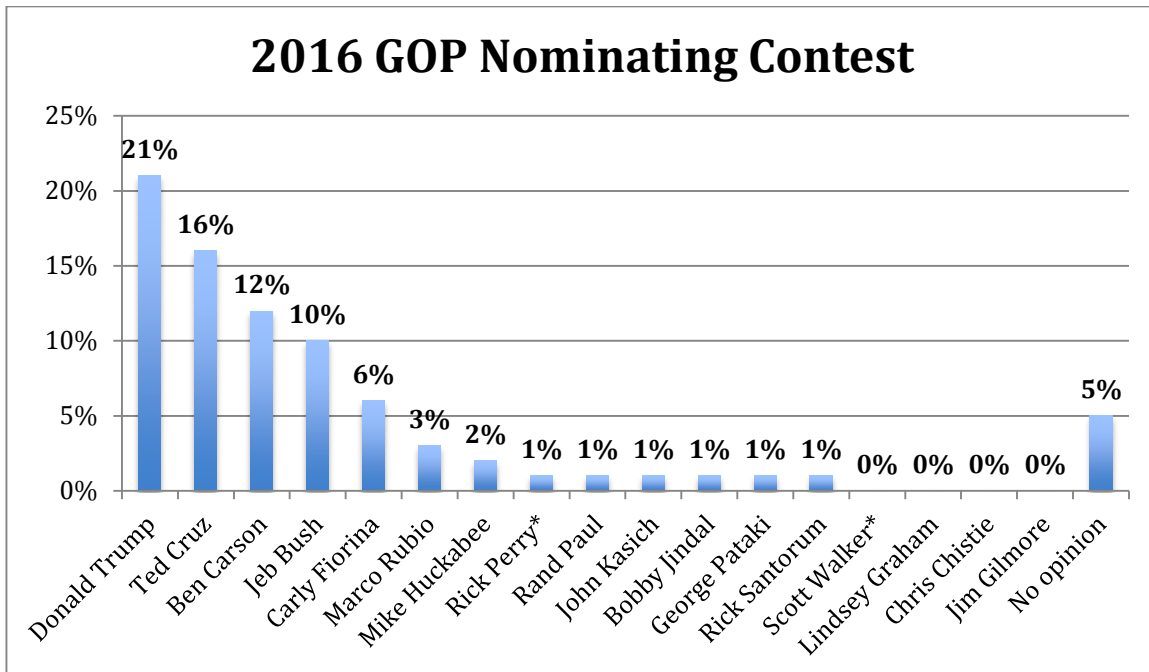
2015 Texas Lyceum Poll Executive Summary – 2016 Presidential Race, Job Approval & Economy

A September 8-21, 2015 survey of adult Texans shows Donald Trump leading U.S. Sen. Ted Cruz 21-16, former U.S. Secretary of State Hillary Clinton leading Vermont Senator Bernie Sanders by 12 points and Vice President Biden by 21 points. Gov. Greg Abbott gets 56% approval rating and President Barack Obama's approval is at 52%. Visit www.TexasLyceum.org for full results.

SUMMARY OF FINDINGS

2016 Presidential Nominating Contest

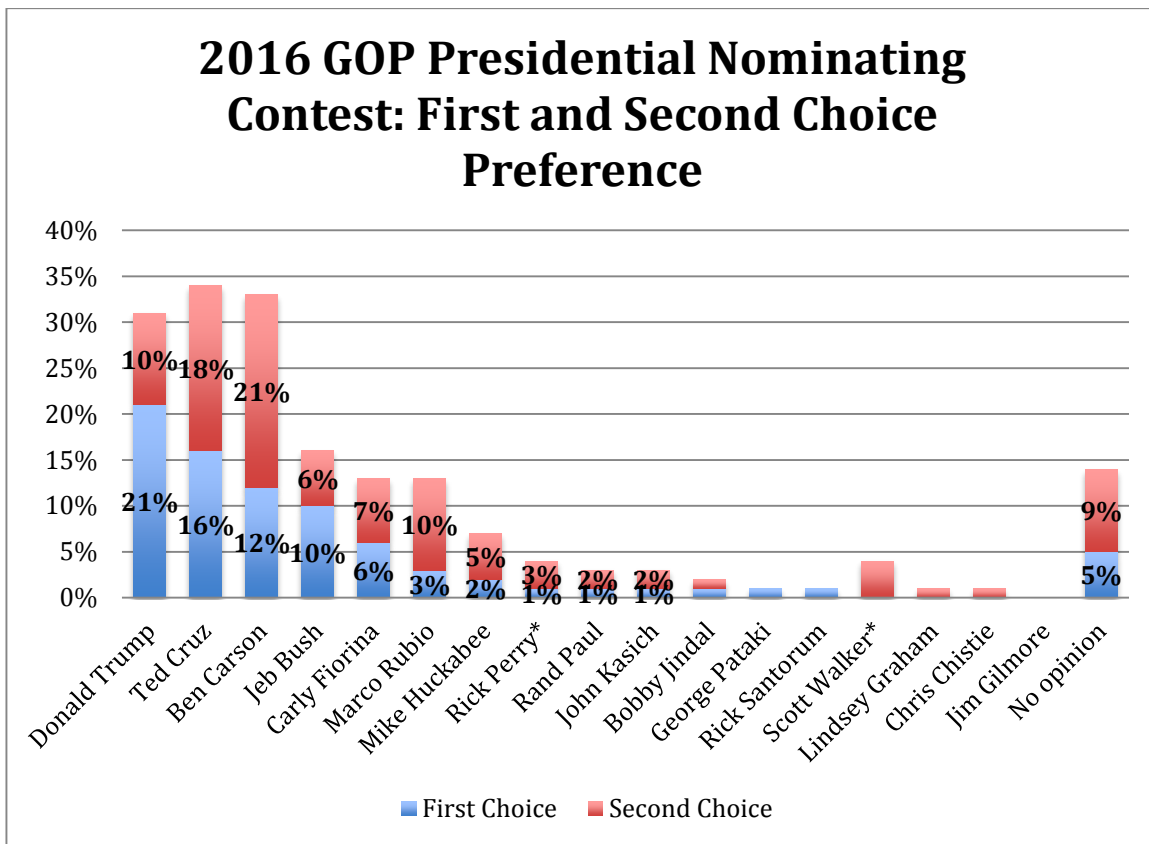
Donald Trump leads the 2016 Presidential nominating contest among registered voters who say that they will vote in the Republican Primary with 21% of the vote. Following Trump are Texas Senator Ted Cruz (16%), Dr. Ben Carson (12%), former Florida Governor Jeb Bush (10%), former Hewlett Packard CEO and California Senate candidate Carly Fiorina (6%), Florida Senator Marco Rubio (3%), and former Arkansas Governor Mike Huckabee (2%). The remaining candidates each received 1% or less support.



*These candidates have since dropped out of the race.

Trump's support in this poll, as in national polls, held consistently across most subgroups in the electorate: he leads the other candidates with those 65 and older, 45 to 64, and those 30 to 44, only trailing Carson by 1 point (22% to 21%) among potential Republican Primary voters under the age of 29. Trump also led with men and women, and came in tied for second with Carson at 18% among fundamentalist voters, among whom Sen. Cruz leads with 21% of the vote.

Given the fluidity of the GOP nominating contest induced by the large number of candidates, the Texas Lyceum Poll also asked voters to share their second choice preference for the nomination. Should Trump decide to exit the race before the March Texas Primary, 37% of his voters say that they would vote for Sen. Cruz, followed by 24% who indicated that they would vote for Carson, with the remainder of his vote dispersed among a number of other candidates.

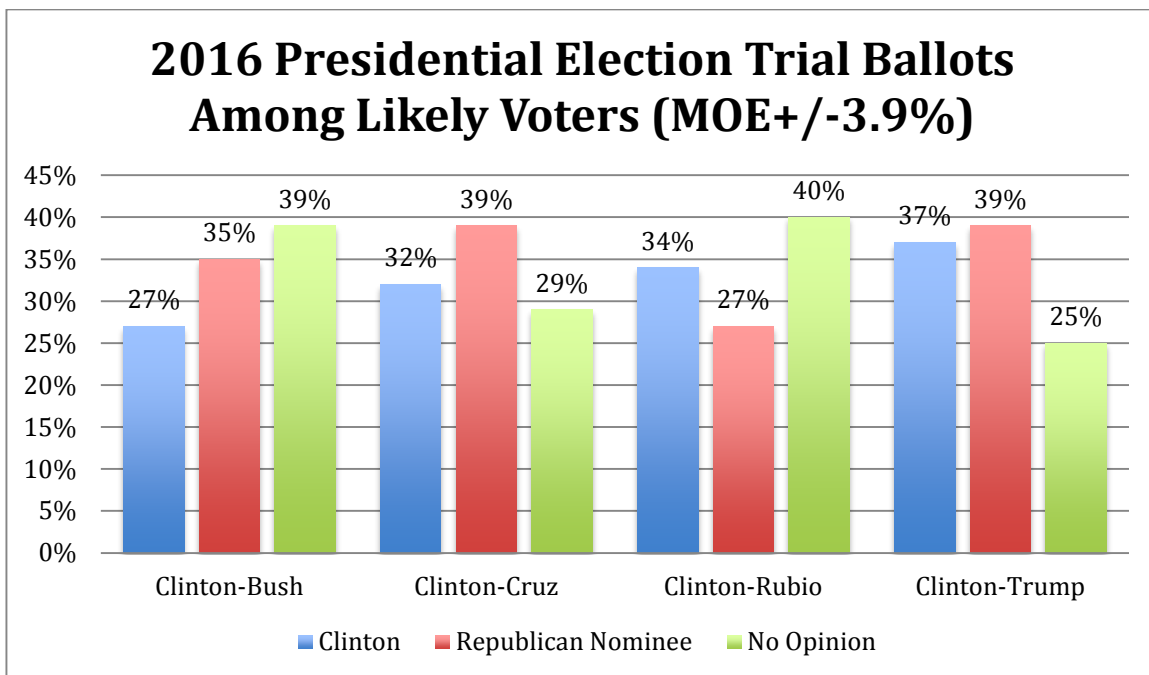


In the Democratic nomination race, former Secretary of State, Senator, and First Lady Hillary Clinton leads the field with 36% of the vote, followed by Vermont Senator Bernie Sanders (24%), Vice President Joe Biden (15%), and former Virginia Senator Jim Webb (2%). Clinton comes in second among Texas Democrats' second choice selections in the Democratic field with 31%, following Biden's 35% of the second choice votes. Clinton's trailing in the second choice votes makes sense for two reasons: first, Clinton's lead means that 36% of the voters surveyed can't make her their second choice; second, Clinton is one of the country's most well-known politicians, so for those Democrats choosing someone other than Clinton as their first choice candidate, their decision is likely a mixture of an overt preference for another candidate and/or a choice not to support Clinton, which in turn gets reflected in respondents' second choice preferences.

While Clinton leads the race among black and Hispanic voters (44% and 37%, respectively), she trails Sanders among whites 35% to 31%. Forty-three percent of female voters endorsed Clinton, compared to only 20% who endorsed Sanders, but among men, Sanders leads Clinton narrowly 29% to 28%.

2016 Presidential Election

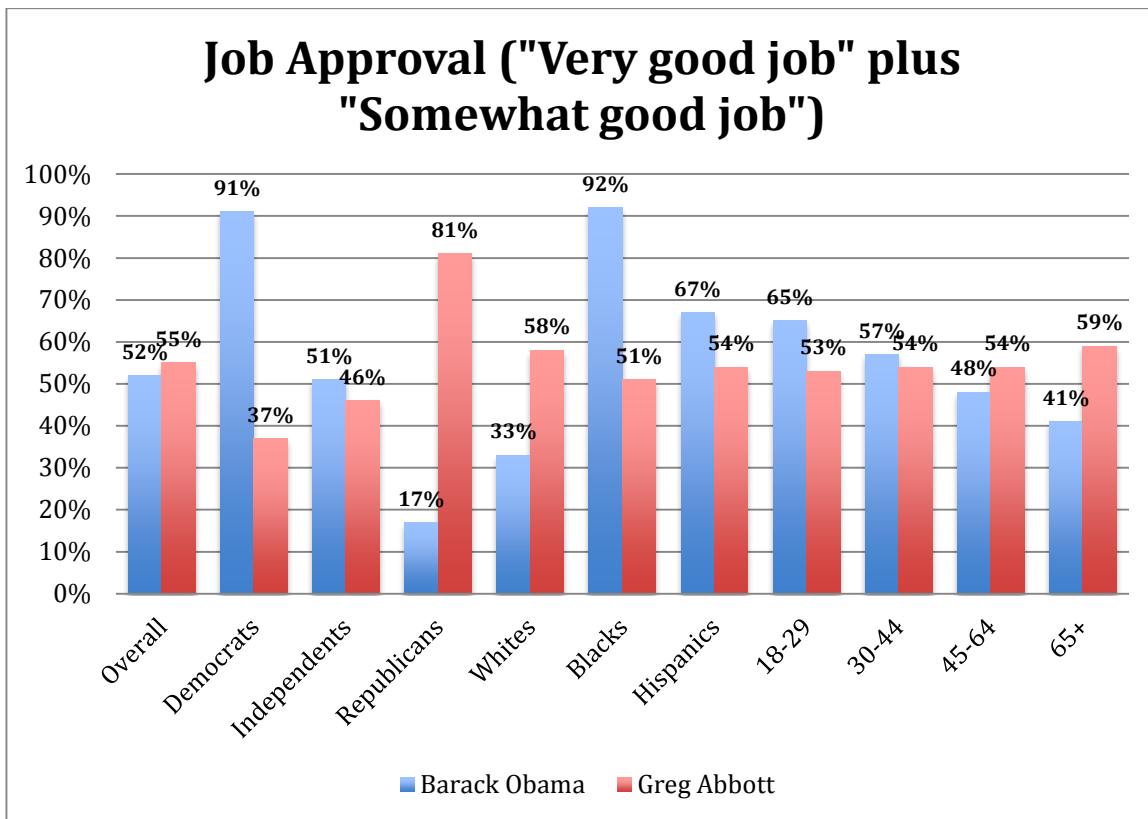
Despite Hillary Clinton’s campaign troubles, it is still widely expected that she will be the Democratic nominee. As such, the Texas Lyceum Poll tested the strength of her candidacy in Texas against a selection of potential Republican nominees. Given that the Republican nominating contest is far less clear at this point in time, and with the wide range of potential candidates still available, it is not surprising that many voters are still unacquainted with their potential Republican choices. As such, the trial ballots in the Texas Lyceum Poll tested baseline support for both Clinton and her potential GOP rivals, and given Clinton’s high name identification, especially among Democrats, taken at face value, she runs stronger than expected in this early round of polling while still trailing a number of potential Republican nominees.



Among likely voters (respondents who indicated that they are registered to vote and also indicated that they are either “extremely” or “somewhat” interested in politics and public affairs), Clinton trails Bush, Cruz, and Trump by 8, 7, and 2 points respectively. Florida Senator Marco Rubio trails Clinton by 7 points, likely the result of low name identification in the state, coupled with his campaign strategy of remaining somewhat out of the limelight in this early phase of the campaign season compared to the other candidates tested in this battery.

Job Approval

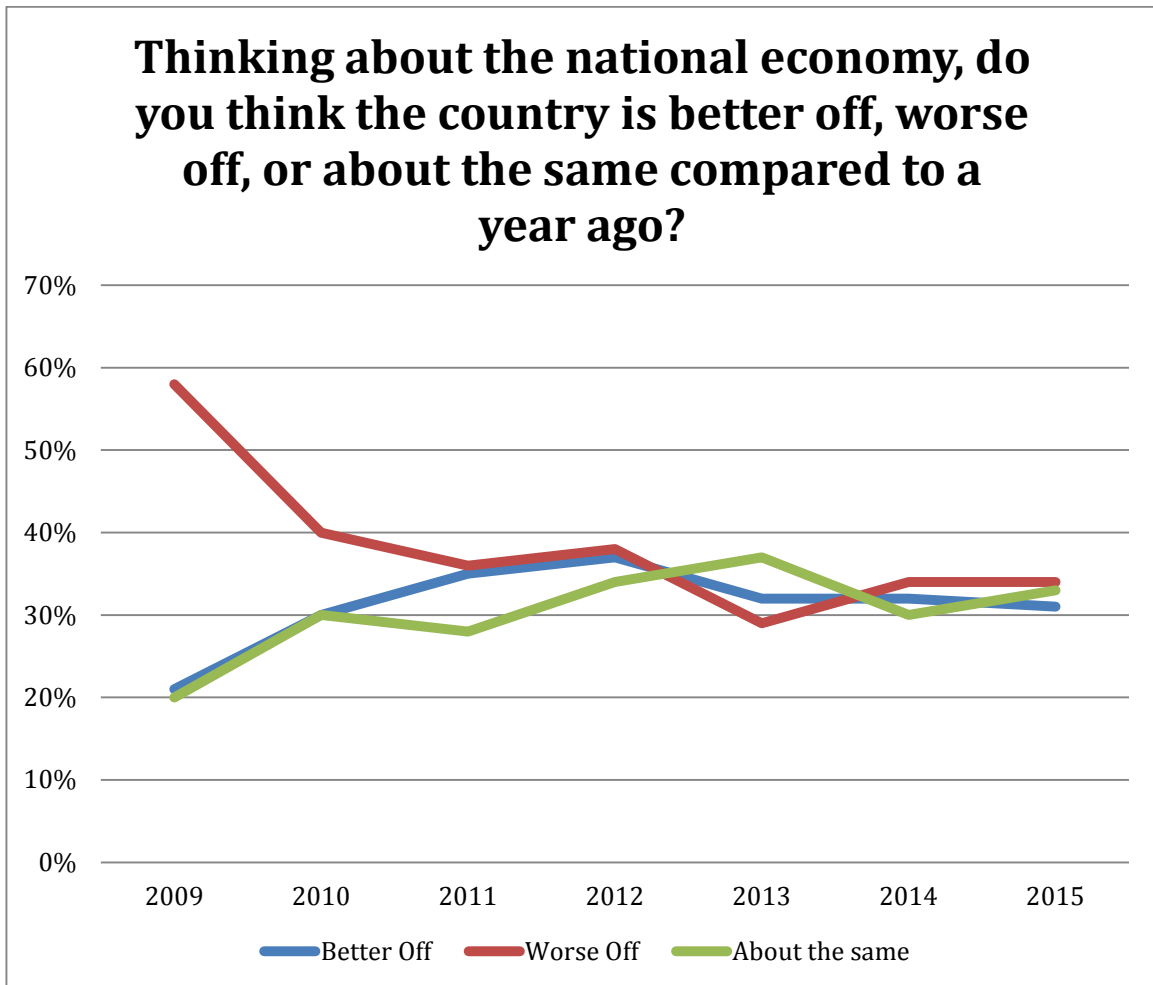
A majority of respondents, 52%, indicated that President Obama is either doing a “very good” or “somewhat good” job as president, compared with 44% who indicated that the president is doing either a “somewhat poor” or “very poor” job. This represents a slight bump for the President from the 2014 poll, in which 44% of Texas adults expressed a positive opinion of his job performance while 50% expressed a negative opinion. Texas Democrats overwhelmingly approve of the job the president is doing (91%) while Texas Republicans overwhelmingly rate his performance as poor (80%). There is also a clear racial divide when it comes to rating the president’s job performance. Sixty-four percent of Anglo Texans expressed a negative evaluation of the Obama’s job performance, but ninety-two percent of African Americans and sixty-seven percent of Hispanics expressed a positive evaluation of the president.



Fifty-five percent of Texas adults approve of Governor Abbott’s job performance in his first year on the job, with sharp partisan differences similar to that of the President. While 81% of Republicans hold a favorable view of the job that Abbott has done as governor, only 37% of Democrats agree. Abbott’s job approval among racial groups is generally positive, with a majority of whites (58%), blacks (51%), and Hispanics (54%) indicating that the governor is doing a good job.

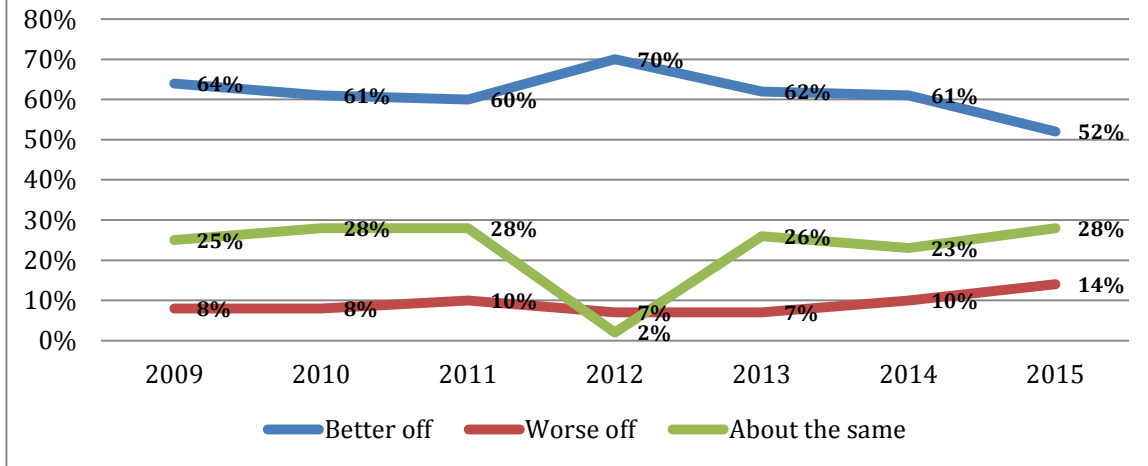
Economy

Despite a declining unemployment rate, Texans' views of the economy remain relatively stagnant compared with one year ago. A plurality still says that we are worse off than last year (34%), but an almost equal proportion (31%) says that the national economy is better off. With the attendant rhetoric of an upcoming election year, it's not surprising to find that partisan identification colors Texans' views of the economy. Among Democrats, 49% think that the economy is doing better, 38% think that it is about the same, and only 11% think that it is doing worse. The opposite pattern holds true for Republicans, among whom 59% think that the economy is worse off, 27% think that it is about the same, and only 13% think that is better off.



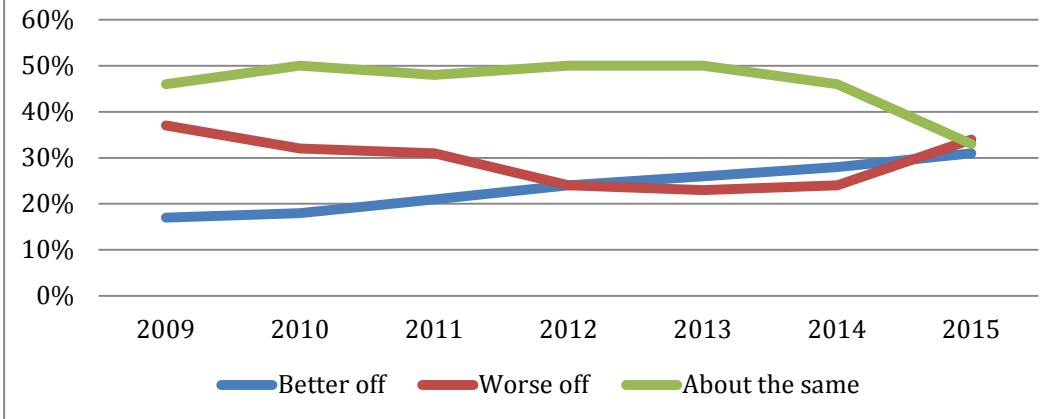
When asked to assess Texas' economy compared to the rest of the country, Texans, as usual, express more optimism about the economic health of the Lone Star state. Overall, 52% said that Texas' economy is better off when compared to the rest of the country, 28% said that it is about the same, and only 14% said that it is worse off. While evaluations of the Texas economy remain high, these results actually represent the lowest percentage expressing a positive evaluation of the relative health of the Texas economy of any time that the question has been asked in Texas Lyceum polling.

Do you think Texas's economy is better off, worse off, or about the same as the rest of the country?



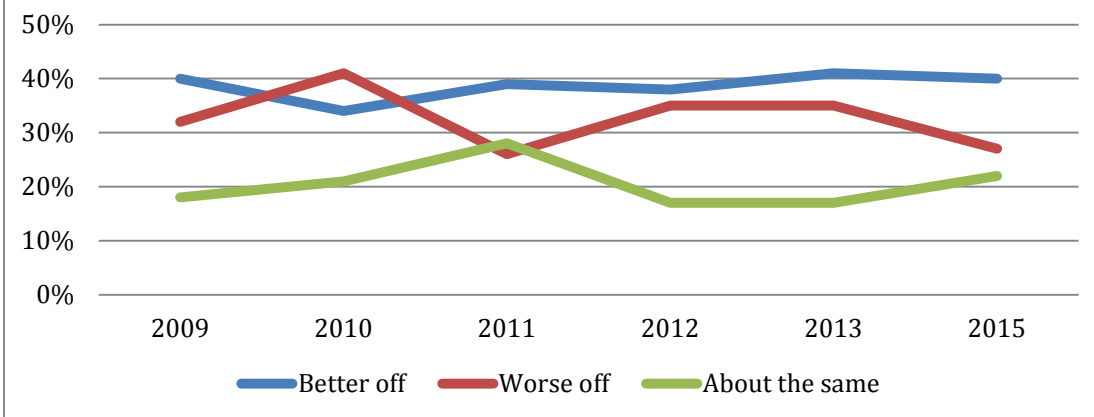
When asked to examine their family's personal economic situation, a majority of Texans say that theirs remains unchanged compared with one year ago (51%). The remainder appears evenly split between those who say that their personal economic situation is better off (25%) and those who say that it is worse off (23%). Despite Texans' *relatively* positive attitudes about the Texas economy, the lower than average rating of Texas' economy is clearly reflected in Texans' evaluations of their family's personal economic situation. While the 31% who say that they are better off than one year ago represents the highest rating in the Texas Lyceum time series, the 34% who say that they are worse off is also the highest rating since 2009 (when 37% said that they were worse off), and 10 points higher than in 2014 (when 24% said that they were worse off).

Now thinking about you and your family's economic situation, would you say that you are better off, worse off, or about the same economically compared to a year ago?



When asked about their children's future, 40% of Texans said that their children would be better off than they are economically, 27% said that they would be worse off, and 22% said that they would be about the same. Despite Texans' apprehension about the state of the current economy, only one other time in the series did Texans express more optimism in their children's future (2013: 41%), and only one time in the series did fewer Texans express the opinion that their children would be worse off (2011: 26%).

Looking ahead to the future, do you think your children will be better off than you are, worse off, or about the same economically?



METHODOLOGY

From September 8-21, 2015, The Texas Lyceum conducted a statewide telephone survey of adult citizens. The survey utilized a stratified probability sample design, with respondents being randomly selected at the level of the household. The survey also employed a randomized cell phone supplement, with 40 percent of completed interviews being conducted among cell phone only or cell phone dominant households. A Spanish-language instrument was developed and bilingual interviewers offered respondents a chance to participate in English or Spanish. On average, respondents completed the interview in 19 minutes. Approximately 6,100 records were drawn to yield 1,000 completed interviews. The final data set is weighted by race/ethnicity, age and gender to achieve representativeness as defined by the Texas Department State Health Services 2015 population projections. The overall margin of error for the poll is +/- 3.1 percentage points.

THE TEXAS LYCEUM

The Texas Lyceum has committed to annual probability samples of the state of Texas to bolster its understanding of public opinion on crucial policy issues. The professional rationale for the Texas Lyceum Poll is straightforward: a non-partisan, high quality, scientific survey designed to provide (1) specific data points on issues of interest, and (2) a time series of key demographics, attitudes, and opinions. Toward this end, the trademark of the Texas Lyceum Poll is transparency. Top-line and detailed cross-tabular results of each poll will be made available on the Texas Lyceum website at **www.TexasLyceum.org**.

The Texas Lyceum, now in its 35th year, is a non-profit, non-partisan statewide leadership organization focused on identifying the next generation of Texas leaders. The Texas Lyceum consists of 96 men and women from throughout the state. Directors begin their service while under the age of 46 and have demonstrated leadership in their community and profession, together with a deep commitment to Texas.

The Texas Lyceum acts as a catalyst to bring together diverse opinions and expertise to focus on national and state issues, and seeks to emphasize constructive private sector, public sector, and individual responses to the issues. To accomplish these purposes, the Lyceum conducts periodic public forums, commissions The Texas Lyceum Poll, and convenes programs for the Directors to explore and discuss key economic and social issues of the state and nation.